

Rockfon Magna T-Cell™ Open Plenum Ceiling System

Applications

Create attractive open ceilings in interior spaces.

Features

- 2" deep cells by 9/16" channels.
- Wide range of standard and special order cell sizes.
- Painted galvanized steel and reflective aluminum finishes.
- Matching 9/16" wide T-bar grid suspension.
- Variety of perimeter solutions.
- Metal contains no organic compounds to support mold or microbial growth.

Benefits

- Conveys intimacy of lowered ceiling while maintaining openness.
- Deeper cell for bold appearance.
- Installation speed of grid-based systems.
- Ease of integration with lighting and services.
- 100% random access to plenum.
- Sustainable with high post consumer recycled content: Steel: 25% minimum, Aluminum: 75%-100%. All 100% locally recyclable with global/regional manufacture.

Material:

Suspension: ASTM C 635 Intermediate Duty (ID) main tee classifications; commercial quality steel, hot-dip galvanized body, (galvanized) (aluminum) cap, 9/16" width, 1-1/2" height.
Panels: 0.010" galvanized steel / 0.024" aluminum (anodized) (reflective).

Painted Colors

- 01 White
- 08 Black
- 44 Satin Silver
- 888 Winchester Gray
- Other _____

Cell Size:

- | | | |
|----------|-----------------------------------|------------------------------------|
| Standard | <input type="checkbox"/> 3" x 3" | <input type="checkbox"/> 8" x 8" |
| | <input type="checkbox"/> 4" x 4" | <input type="checkbox"/> 12" x 12" |
| Special | <input type="checkbox"/> 3" x 6" | <input type="checkbox"/> 4" x 8" |
| | <input type="checkbox"/> 6" x 12" | <input type="checkbox"/> 12" x 4" |

Panel Size:

- 24" x 24"
 - 24" x 48"
 - 48" x 48"*
- * 12" x 12" cell only.

Components:

1. Suspension:

- 10.04.000 (main tee 144")
- 10.04.014 (cross tee 48")
- 10.04.022 (cross tee 24")▲
- ▲ For 24" x 24" modules.

2. Web Covers:

- 2'(with hanger holes)
- 4'(with hanger holes)
- 2'(w/o hanger holes)
- 4'(w/o hanger holes)

3. Angles:

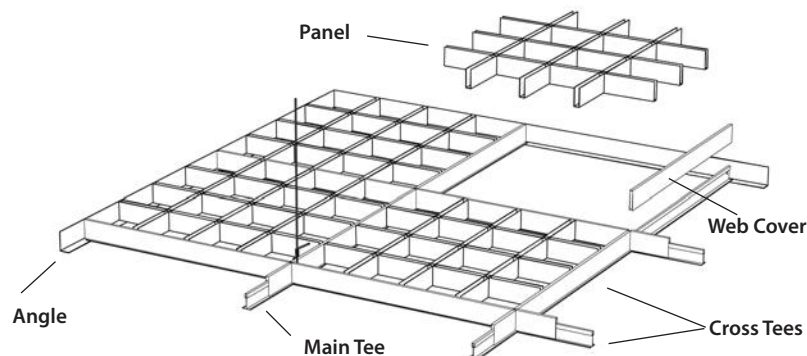
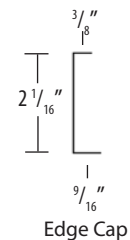
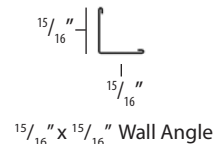
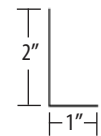
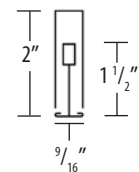
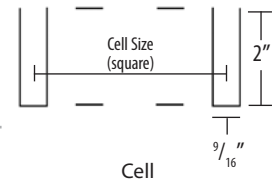
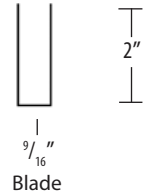
- Angle (with hemmed edges▲▲)
- 15/16" x 15/16" x 144"
- Angle (finish on both sides▲▲)
- 2" x 1" x 120"

4. Edge Cap: For free floating installations.

- 2-1/16" x 9/16" x 3/8"
- 38.06.003 (3" x 3")
- 38.06.004 (4" x 4")
- 38.06.006 (6" x 6")
- 38.06.008 (8" x 8")
- 38.06.012 (12" x 12")
- Cutout size: _____

5. Infill Panel: With cut-outs.

Profiles

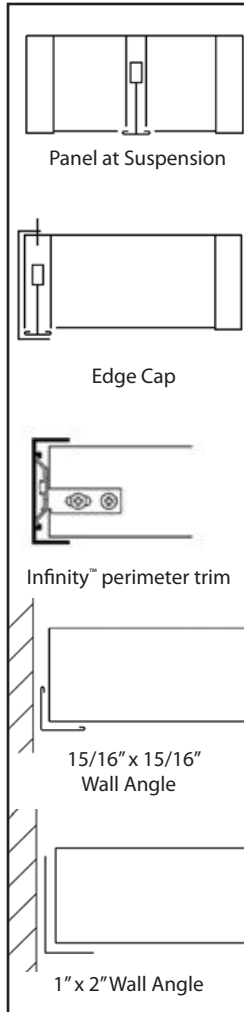


Rockfon Magna T-Cell™ Open Plenum Ceiling System

Physical Data

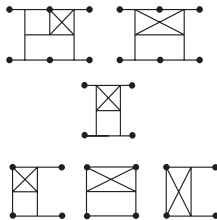
TYPE:	Open Cell
MATERIAL:	Painted galvanized steel Reflective and anodized aluminum
SIZE:	Spacing: 3", 4", 6", 8", 12" Depth: 2", width 9/16"
FIRE:	Class A: flame 0, smoke 0 per ASTM E 84
PERFORMANCE:	Interior applications
SUSPENSION:	9/16" designer
WARRANTY:	1 year limited
SUSTAINABILITY:	75% - 100% recycled content, 100% locally recyclable

Sections



Non-Fire Rated Assemblies

Hanger Positions for Non-Fire Rated Situations



This illustrates hanger positions for single fixtures in a field. Provide extra hangers for tandem fixtures.

Component Load Test Data

(based on $1/360$ span deflection)

ALLOWABLE LOAD ■ SIMPLE SPAN-lb/ft				
Main Tee	Hanger Spacing Length	ASTM C635-4'		
		2'	4'	6'
10.04.000	12'	Intermediate Duty		3.8
		2'	4'	
10.04.022	2'	24.5 [▲]		
10.04.014	4'		12.9	

■ To convert data into lb/ft², divide on center spacing of component into lb/ft.

▲ Limited by safety factor of 2.

Light Fixture Load Test Data

(based on $1/360$ span deflection)

LIGHT FIXTURES	MAIN & CROSS TEES ALLOWABLE FIXTURE WT. – LBS.	
	4000CH/4016CH	
	4014CH	
Dimensions		
2' x 2'	38.8	
2' x 4'	49.6	